



FIBERGLASS DOOR COLLECTION

QUICK SHIP | 2017

www.trimlite.com

OUR STORY

For over 30 years, Trimlite has been committed to producing high quality interior and exterior door and glass products. Founded in Vancouver, British Columbia, we operate manufacturing facilities in 4 countries along with distribution locations across North America. Managing one of the largest wood door manufacturing facilities in Western Canada, our team creates beautiful doors to meet your specific requirements.

Our Fiberglass Door Brochure represents the full breadth of our partnership with Plastpro. We chose Plastpro because of their diverse product offering and commitment to producing high-quality fiberglass doors. Their product line has something for every architectural space and style.

At Trimlite, Handcrafted Construction meets Modern Design.

TABLE OF CONTENTS

Hydroshield Technology	4
Modern Series	5
<i>New</i> Solution Series	6-7
Smooth Skin Series	8 -12
<i>Exclusive</i> Flush-Glazed Applied Mullion Bars	13
<i>Exclusive</i> Flush-Glazed w/ Simulated Divided Lites	14
Woodgrain Series	15-16
Fir Grain and True White Oak Series	17- 18
Rustic Series	19-20
Rustic Series Speakeasy Kits, Clavos, and Straps	21
Dentil Shelves	22
Quick Ship Size Chart	23



PLASTPRO - HYDROSHIELD

HydroShield™ technology

FIBERGLASS DOORS

Our fiberglass entry doors with exclusive HydroShield Technology™ feature fiberglass reinforced door skins, full-length composite stiles, and composite top & bottom rails to prevent water infiltration on all six sides.

FULL LENGTH COMPOSITE TOP AND BOTTOM RAILS
Additional non-porous protection keeps water from seeping into the door and helps prevent the build up of mold or mildew.

FIBERGLASS REINFORCED SKIN

Fiberglass is unmarred by the wear and tear of everyday use and is unaffected by moisture and humidity. Our doors will not rot, splinter or warp like wood, and won't dent or delaminate like steel.

FULL LENGTH COMPOSITE STILES

All Plastpro fiberglass entry doors feature full length composite stiles to prevent water infiltration into the door and ensures our door will never warp, rot, or rust.



HydroShield™
technology



HYDROSHIELD ENTRY SYSTEM FEATURES & BENEFITS

MOISTURE RESISTANT
ROT RESISTANT
INSECT RESISTANT
TWICE THE SCREW HOLDING POWER OF WOOD
READY TO PAINT OR STAIN

MODERN SERIES



3'0" x 6'8" DMS1 Smooth Skin Series Direct Glazed.

BIENVENUE*

6/8

6/8



3'0"

DMS1R



DMS1L

3'0"

8/0

8/0



3'0"

DMS1R



DMS1L

*Trimlite offers multiple decorative and textured glass options for Bienvenue, contact your dealer for more information.

New
SOLUTION SERIES

**At the Intersection
of Form & Function**

Thoughtful, clean lines, simple design, and peace of mind. These guiding principles inspired us to create the Solution Series. The Solution Series is perfect for any door where you want the glass and the door to be the star, without the frame ruining your inspiration.

The Solution Series design eliminates any screw holes, so you don't have to worry about unsightly gaps or unfinished screw plugs. Our patented technology uses a compression seal and interlocking joints to adhere to your door, creating a powerful bond. The frame is built to resist warping and melting in high heat areas so it can be used with any color finish. The textured frame comes in white or tan to be painted or stained.



3'0" x 6'8" DRS3F with Royston Glass and 1'2" x 6'8" SLS00 with Clear Low-E Glass

New
SOLUTION SERIES



3'0" x 6'8" DRS00 with
Clear Low-E Glass and
Custom Transom

FRAME DETAIL



- Vertical Grain Douglas Fir
- No Screws or Plugs

PRODUCT FEATURES:

- Patented Low-Profile Frame System with No Screws, Plugs, or Holes
- Frame Offered in White or Tan to Paint or Stain
- 6 Frame Sizes Available (2215, 764, 2208, 2203, 0808, 0806)
- Available in Clear, Low-E, 10 Textured Glass Options and 7 Decorative Glass Options
- Designed to fit the DRS00, DRG00, DRS3F, DRF3F, DRS5F, and DRF5F





3'0" x 6'8" 5-Panel Smooth DR550

SMOOTH SKIN SERIES

Plastpro Smooth Skin doors are a long lasting alternative to steel doors that provide all the benefits of fiberglass. Made with our exclusive Hydroshield Technology, our Smooth Skin doors will never rust or delaminate like steel. Made with a pre-pigmented white skin, our doors resist the appearance of scratches.

SMOOTH SKIN SERIES: 6/8



SMOOTH SKIN SERIES: 6/8

FOR WIDE GLASS

ONELITE FLUSH GLAZED: FULL LITE

2'0" | 2'4" | 2'6" | 2'8" | 2'10" | 3'0"



DRS10

1'0" | 1'2"



SLS10*

MINIBLIND

2'0" | 2'4" | 2'6" | 2'8" | 2'10" | 3'0"



DRS10B

1'0" | 1'2"



SLS10B

MINIBLIND RETRO

2'4" | 2'10"



DRS10B
(28-1/2" X 77")
(34-1/2" X 77")

OPEN RETRO

2'4" | 2'10"



DRS10
(28-1/2" X 77")
(34-1/2" X 77")

OPEN

2'8" | 3'0"



DRS12

MINIBLIND

2'8" | 3'0"



DRS12B

LOW-E

2'8" | 3'0"



DRS13L

6/8 DIRECT GLAZED CRAFTSMAN W/ SDL BARS
Simulated Divided Lites

3'0"



3 LITE

DRS33

3'0"



4 LITE

DRS34

3'0"



6 LITE

DRS36


1'0" | 1'2"



SLS32


CLEAR IG

3'0"



DRS3C


1'0" | 1'2"



SLS3C


SPRING
Patina

3'0"



DRS3CSPRP


1'0" | 1'2"



SLS3CSPRP


3 LITE BEVEL
Patina

3'0"



DRS3CB03P


1'0" | 1'2"



SLS3CB01P


6 LITE BEVEL
Patina

3'0"



DRS3CB06P

1'0" | 1'2"



SLS3CB02P

6/8 DIRECT GLAZED CRAFTSMAN

SMOOTH SKIN SERIES: 7/0 & 8/0

**7/0
OPEN**

ONELITE FLUSH GLAZED: FULL LITE

2'6" | 2'8" | 2'10" | 3'0"



DRS10

MINIBLIND


2'6" | 2'8" | 2'10" | 3'0"



DRS10B

FLUSH


3'0"



DR500

**8/0
FLUSH**


2'8" | 3'0" | 3'6"



DR500

TWO PANEL

2'8" | 3'0"



DRS2B

TWO PANEL - ARCH

2'8" | 3'0"



DRS2D

**8/0
3/4 TWO PANEL**

2'8" | 3'0"



DRS29

COTTAGE

2'8" | 3'0"



DRS2G

THREE PANEL SHAKER

3'0"



DRS3F

ONELITE FLUSH GLAZED: FULL LITE

2'6" | 2'8" | 2'10" | 3'0"



DRS10Z

MINIBLIND

2'6" | 2'8" | 2'10" | 3'0"



DRS10ZB

CLEAR IG

DIRECT GLAZED CRAFTSMAN

3'0"



DRS3C

1'0" | 1'2"



SLS3C

**8/0
SPRING
Patina**

3'0"



DRS3CSPRP



SLS3CSPRP

DIRECT GLAZED CRAFTSMAN W/ SDL BARS
Simulated Divided Lites

3'0"

3 LITE



DRS33

4 LITE



DRS34

6 LITE



DRS36

1'0" | 1'2"



SLS32

**6 LITE BEVEL
Patina**

3'0"



DRS3CB06P



3'0" x 8'0" DRS29
1'2" SLS10 with Clear Glass

Exclusive
FLUSH-GLAZED APPLIED MULLION BARS



3'0" x 6'8" DRS10 with 4-Lite Applied Mullion Bars

Give your door an added edge with our new Applied Mullion Bars. Our Applied Mullions complement the flush-glazed DRS10 door. We provide a variety of glass options that provide obscurity or light, with that extra touch to stand out. We factory apply these bars to provide a consistent reveal and appearance every time. We offer 6 standard applied mullion designs – or design your own configuration.

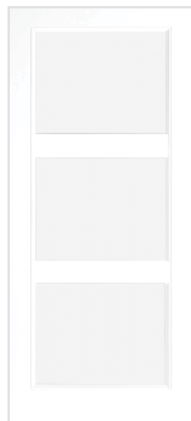


- Factory applied for even reveal
- Aluminum bars will not shrink
- Custom glass options for Flush Glazed Door
- 4.5" mullion width

STYLES



2-LITE (AM2L)



3-LITE (AM3L)




4-LITE (AM4L)



5-LITE (AM5L)



PRAIRIE 5-LITE (AMP5L)



PRAIRIE 7-LITE (AMP7L)

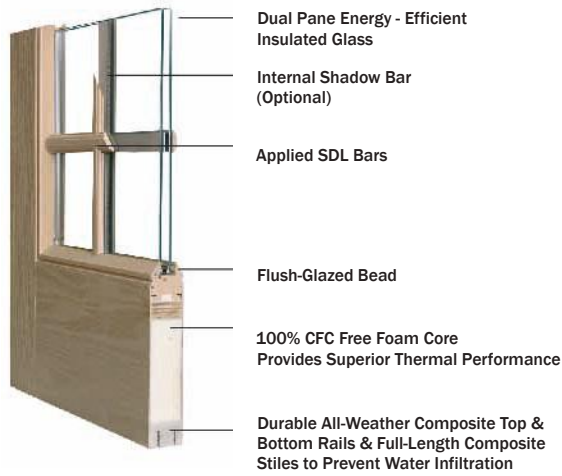

Exclusive

FLUSH-GLAZED w/ SIMULATED DIVIDED LITES




3'0" x 6'8" Woodgrain
Flush Glazed
w/10L SDL Bars

Create your own pattern choice with our SDL bars. Our SDL Bars complement any full lite flush-glazed Plastpro doors. We provide 23 unique options in Smooth White or Tan Woodgrain that can make your entry modern or traditional.



FIBERGLASS DOOR AND SIDELITE SDL CONFIGURATIONS



WOODGRAIN SERIES

Our Woodgrain doors have a rich oak grain pattern that resembles the look, feel, and texture of real wood without any of the problems associated with wood. Maintain the original look and feel of your home, but with all of the benefits of fiberglass. Made with our exclusive Hydroshield Technology, our Woodgrain doors will never rot or crack like wood.

3'0" x 6'8" DRG29 3/4 Two Panel

**8/0
FLUSH**



3'0"

DRG00

3/4 TWO PANEL



2'8" | 3'0"

DRG29

WOODGRAIN SERIES 6/8

**6/8
FLUSH**



2'6" | 2'8" | 2'10" | 3'0"

DRG00

HERITAGE



1'0" | 1'2"

SLG00



3'0"

DRG20
*ACCEPTS 1842 OVAL

3/4 TWO PANEL



2'8" | 2'10" | 3'0"

DRG29

**FOUR PANEL
BLANK TOP**



2'8" | 2'10" | 3'0"

DRG40

TRUE FOUR PANEL



2'8" | 3'0" | 3'6"

DRG41

TRUE 4-PANEL MAHOGANY



3'6"

DRM41

3/4 FOUR PANEL



2'8" | 2'10" | 3'0"

DRG49

**SIX PANEL WIDE LAYOUT
SHOWN**



1'0" | 1'2"

SLG49



3'0"

DRG60
(WIDE LAYOUT)



1'0" | 1'2"

SLG60

SIX PANEL UTILITY



2'8" | 2'10"

DRG63

CRAFTSMAN



2'10" | 3'0"

DRG6C

OPEN FOR WIDE GLASS



2'6" | 2'8" | 3'0"

DRG10
AVAILABLE IN 3'0" X 8'0"



1'0" | 1'2"

SLG10*

MINIBLIND



2'6" | 2'8" | 3'0"

DRG10B



1'0" | 1'2"

SLG10B

OPEN



2'8" | 3'0"

DRG12

MINIBLIND



2'8" | 3'0"

DRG12B

FIR GRAIN AND TRUE WHITE OAK SERIES




3'0" x 6'8" DRF36 6-Lite
with Dentil Shelf

FIR GRAIN AND TRUE WHITE OAK SERIES: 6/8 & 8/0

6/8 & 8/0 FIR GRAIN DIRECT GLAZED CRAFTSMAN

CLEAR IG



DRF3C*



SLF3C*

SPRING
Patina




DRF3CSPRP



SLF3CSPRP


THREE PANEL SHAKER



DRF3F*

8"0" HEIGHT AVAILABLE ONLY IN 3'0"

FIVE PANEL SHAKER



DRF50

3 LITE



DRF33*

4 LITE



DRF34*

6 LITE



DRF36*




SLF32*

W/ SDL BARS (SIMULATED DIVIDED LITES)

FLUSH



DRW00



SLW00

FOUR PANEL BLANK TOP



DRW40

TRUE FOUR PANEL



DRW41

SIX PANEL



DRW63



SLW60

Prefinished
Skins

6/8 TRUE WHITE OAK

2'8" | 3'0"

1'0" | 1'2"

2'8" | 3'0"

2'8" | 3'0"

2'8" | 3'0"

1'0" | 1'2"













*Available in 8'0" height

RUSTIC SERIES



**3'0" x 6'8" DRA1P One Panel
w/Plank with 1'2" x 6'8" SLA2B
Sidelites with Custom Glass**

RUSTIC SERIES: 6/8 & 8/0

	ONE PANEL W/ PLANK		TWO PANEL W/ ARCH PLANK	TWO PANEL	TWO PANEL - ARCH
6/8					
	DRA1P	SLA2B	DRA2A	DRA2B	DRA2D
	ONE PANEL W/ PLANK		ONE PANEL W/ ARCH PLANK	TWO PANEL W/ PLANK	TWO PANEL W/ ARCH PLANK
8/0					
	DRA1P	SLM60	DRA1A	DRA2P	DRA2A
	ONE PANEL W/ PLANK		ONE PANEL W/ ARCH PLANK	TWO PANEL W/ PLANK	TWO PANEL W/ ARCH PLANK
8/0					
	DRA1P		DRA1A	DRA2P	DRA2A

RUSTIC SERIES ACCESSORIES

CLAVOS



Decorative Clavos provide the perfect accent to some of the most beautiful and highest quality fiberglass doors in the industry. In addition to providing a distinct and unique element to any distressed fiberglass door, our decorative Clavos enhance our fiberglass entry doors, and provide the perfect "finishing touch" to virtually every Rustic door we provide.

EASY TO APPLY

SCIENTIFICALLY FORMULATED ADHESIVE unique for fiberglass doors

MASTERFULLY HANDCRAFTED of premium metal alloy

TOUGH & DURABLE powder coat finish

SPEAKEASY & HINGE STRAP

Our Hinge Straps are handcrafted from durable aluminum that resists rust and discoloration. The Speakeasy Kit is galvanized coated prior to powder coating for additional weather protection. It features a distinctive rounded-iron grill that enhances the old world styling of our Rustic Door Collection and helps to create a personalized look for your new entryway.

DURABLE POWDER COAT FINISH

COMBATS RUST AND DISCOLORATION

BEAUTIFULLY TEXTURED

MASTERFULLY HAND CRAFTED



*Speakeasy shown with: Seedy Glass. Part# PLASSPEAKWISB

*Speakeasy also available with: Solid Rustic Iron Door

*Speakeasy also comes with square grill design



*18" Hinge Strap. Sold Separately

Part# **PLASHINGESTRP**



DRA1P
PLASCLVSS1/4



DRA1A80
PLASCLVSS1/2



*Square Grill Speakeasy available with seedy glass or iron grill

DRA2D-36
PLASHINGESTRP
PLASSPEAKWISB

DENTIL SHELVES

DENTIL SHELVES

SMOOTH SKIN 4 BLOCKS



DENTCOMS27L
DENTCOMS24L for Smooth DRS3F Shaker Fiberglass

WOODGRAIN 4 BLOCKS



DENTCOMG27L

FIR GRAIN 4 BLOCKS



DENTCOMF27L for Fir Grain DRF3F Shaker Fiberglass
DENTCOMF24L

Dentil Shelves are made of lightweight High Density Polyurethane (HDP). It is lightweight which makes it easy to install onto a door. It is weather-resistant and will not warp, rot or crack. Its design complements the Plastpro door grain patterns. Available in Woodgrain, Smooth, or Fir Grain finishes.

THE HIGH DENSITY POLYURETHANE (HDP) PROVIDES MANY BENEFITS SUCH AS:

EASY INSTALLATION using common wood working tools and equipment

WILL NOT ROT or absorb moisture, and resists the growth of fungus and mildew

CLOSED CELLULAR STRUCTURE prevents paint from peeling from the surface

WILL NOT WARP OR CRACK when properly installed, or be affected by UV rays when properly coated




3'0" x 8'0" DRF36 Fir Grain
Door with Dentil Shelf and
2 1'2" x 8'0" SLF32 Sidelites

QUICK SHIP SIZE CHART Due to ongoing product development, we reserve the right to make changes in design, materials, and specifications without notice.

	6'8" HEIGHT										7'0" HEIGHT				8'0" HEIGHT							
	1'0"	1'2"	2'0"	2'4"	2'6"	2'8"	2'10"	3'0"	3'6"	4'0"	2'6"	2'8"	2'10"	3'0"	1'0"	1'2"	2'6"	2'8"	2'10"	3'0"	3'6"	
PG. 5 MODERN SERIES																						
DMS1R																						
DMS1L																						
DRS00																						
SLS00																						
DRS29																						
DRS2B																						
DRS2D																						
DRS2G																						
DRS3E																						
DRS3F																						
DRS40																						
DRS41																						
DRS49																						
DRS50																						
DRS60																						
DRS6C																						
DRS63																						
SLS49																						
SLS60																						
DRS10																						
SLS10																						
DRS10B																						
SLS10B																						
DRS12																						
DRS12B																						
DRS13L																						
DRS33																						
DRS34																						
DRS36																						
SLS32																						
DRS3C																						
SLS3C																						
DRS3CSPRP																						
SLS3CSPRP																						
CB01P																						
CB02P																						
CB03P																						
CB06P																						
PG. 7-9 SMOOTH SERIES																						
DRG00																						
SLG00																						
DRG20																						
DRG29																						
DRG2G																						
DRG3E																						
DRG3P																						
DRG40																						
DRG41																						
DRM41																						
DRG49																						
SLG49																						
DRG60																						
SLG60																						
SLM60																						
DRG63																						
DRG6C																						
DRG10																						
SLG10																						
DRG10B																						
SLG10B																						
DRG12																						
DRG12B																						
PG. 13-14 WOODGRAIN SERIES																						
CB020	NS	NS																				
CB06P																						
DRF33																						
DRF34																						
DRF36																						
SLF32																						
DRF50																						
DRF3C																						
SLF3C																						
DRF3F																						
DRF3S																						
SLF3S																						
PG. 16 FIR GRAIN SERIES																						
DRW00																						
SLW00																						
DRW40																						
DRW41																						
DRW63																						
SLW60																						
PG. 16 WHITE OAK SERIES																						
DRA1A																						
DRA1P																						
DRA2A																						
DRA2B																						
PG. 18 RUSTIC SERIES																						
SLA2B	NS																					
DRA2D																						
DRA2P																						

■ = IN STOCK NS = NON-STOCK NA = NOT AVAILABLE



Canada

WEST

SURREY, BC

T 604.533.4111

TF 877.933.4111

F 604.533.2026

EAST

BURLINGTON, ON

T 905.335.1559

TF 888.335.1559

F 905.335.6464

www.trimlite.com

info@trimlite.com

USA

WEST

RENTON, WA

T 425.251.8685

TF 800.929.3371

F 425.251.8999

EAST

ASHTABULA, OH

TF 800.929.3371

DEALER STAMP



TRIMLITE