

Superior vinyl

Elegant

Freedom from wear

Heat/cold resistance

Dual & triple
glass options



Kent
Patio Door Series



Standard and Optional Features



Standard Hardware

Elite handles are the standard door hardware. Available in white, black, or sandalwood.



Optional Hardware

Euro Style Locksets



These unique handle sets can be configured with heavy duty multi-point keylocks and are available in White, Black, Brass, Black Nickel, Satin Nickel, or Bright Chrome.

Optional Security Locks



Two Position Kick Locks mount on the bottom of the operating door. Used as secondary lock. Available in white, beige or brown.



Guardian Locks mount on the top of the operating door; security bolt locks into the frame. Available in white, beige or brown.



Folding Security Bars mount on the fixed side of the door frame and swing down to stop the door from operating.

Optional Sidelites and Transoms

Frame your patio door in outdoor light with a transom or sidelite. The frame is made of PVC, virtually maintenance-free and available in a wide selection of finishes and glass types.

Frame Options



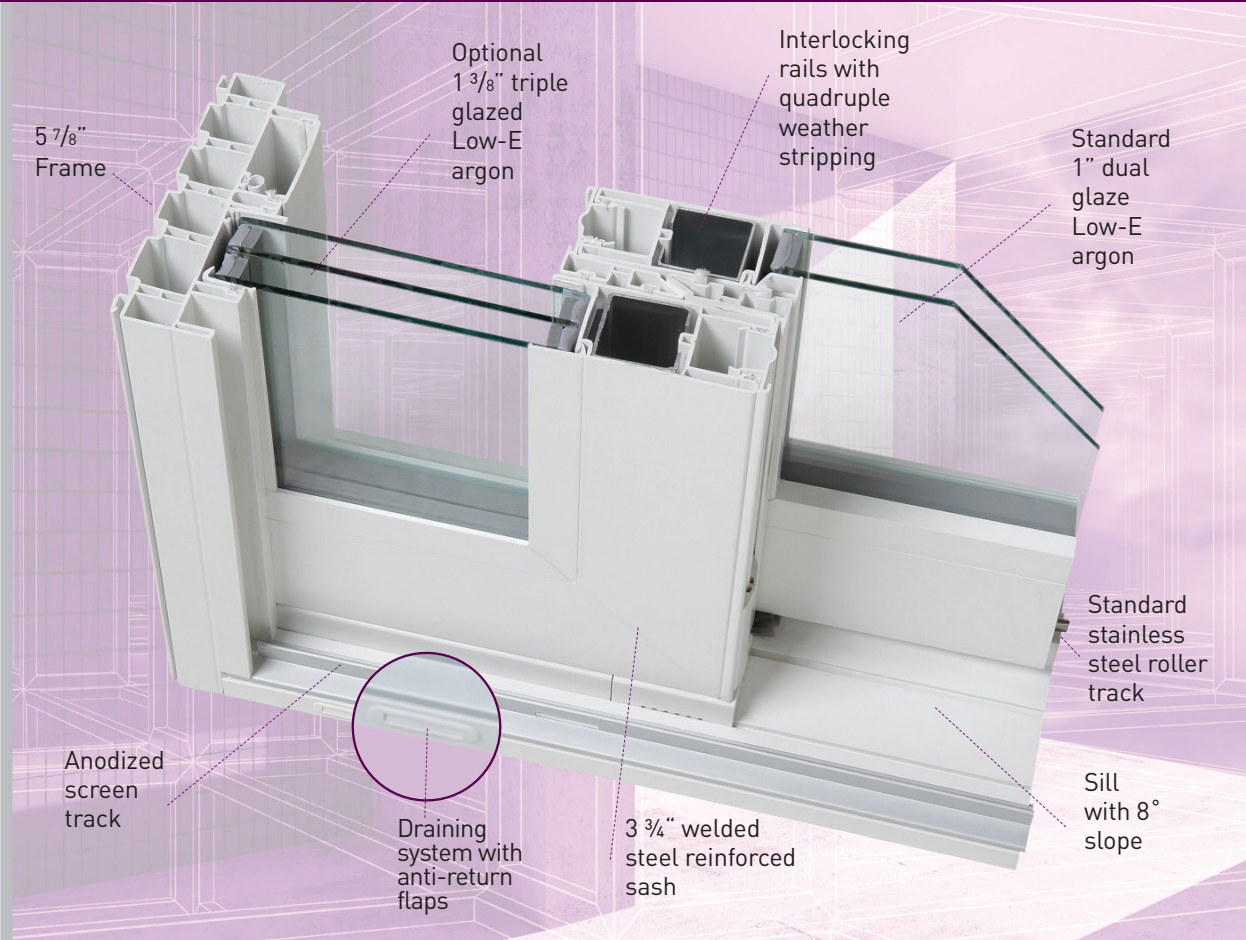
Victorian All-Vinyl Frame



Buckingham Wood Frame with Vinyl Cladding



Buckingham Eco Frame with Vinyl Cladding



Durable Sash

- Reinforced with steel to withstand high wind loads
- Double perimeter seal for superior air-tightness
- Doors are easily and completely reversible
- Adjustable nylon tandem precision rollers

Optional Accessories

- 1 1/4" or 2 1/16" brickmould
- 1 1/4", 2" or 3 3/8" frame extensions
- 3/4" drywall return
- 1 1/2" sill extension
- 4 1/2" sill plate

Optional Exterior Colours

Sunview Patio Doors boast a wide range of colour options that feature a finish which is U.V. stable, has a superior adhesion process and is impact resistant.


Optional Decorative Grills

Internal grills are available in a wide range of design styles with colours that include **Flat Grills** in Two-tone, White, Brass and Pewter, **Georgian Grills** in White, and **Pencil Grills** in White, Brass and Pewter.

Glazing

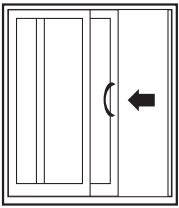
Enhancing the outstanding thermal efficiency is the high-performance glazing found in **Low-E** glass and **Edgetech Super Spacer®** technology.

Super Spacer®

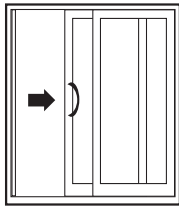


Specifications

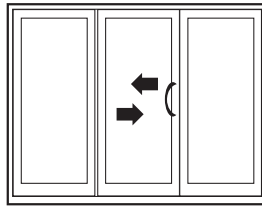
Dimensions Door/Panel Configurations and Finished Sizes (Exterior view)



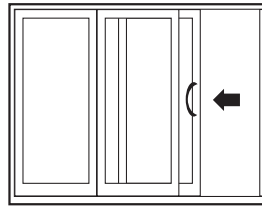
OX-Slide left



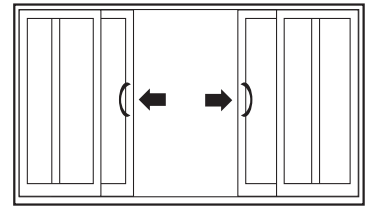
XO-Slide Right



OXO-Slide R to L or
OZO-Slide L to R



XOO-Slide R or OOX Slide L



OXXO-Slide R and Slide L from Centre

2 Panels

59¹/₂ W x 79¹/₂ H
59¹/₂ W x 81¹/₂ H
59¹/₂ W x 95¹/₂ H
71¹/₂ W x 79¹/₂ H
71¹/₂ W x 81¹/₂ H
71¹/₂ W x 95¹/₂ H
95¹/₂ W x 79¹/₂ H
95¹/₂ W x 81¹/₂ H
95¹/₂ W x 95¹/₂ H

3 Panels

89 W x 79¹/₂ H
89 W x 81¹/₂ H
89 W x 95¹/₂ H
107 W x 79¹/₂ H
107 W x 81¹/₂ H
107 W x 95¹/₂ H
143 W x 79¹/₂ H
143 W x 81¹/₂ H
143 W x 95¹/₂ H

4 Panels

116³/₄ W x 79¹/₂ H
116³/₄ W x 81¹/₂ H
116³/₄ W x 95¹/₂ H
140³/₄ W x 79¹/₂ H
140³/₄ W x 81¹/₂ H
140³/₄ W x 95¹/₂ H
188³/₄ W x 79¹/₂ H
188³/₄ W x 81¹/₂ H
188³/₄ W x 95¹/₂ H

Performance Kent Series Patio Door meets **NAFS/Class LC-PG55** Type SD

Standard	Air Leakage	Water Penetration Resistance	Design Pressure
AAMA/WDMA/CSA101/1.S.2/A440-11 A440S1-09	A3 - 0.2 L/s.m ²	400 Pa (8.35 psf)	±2640 Pa (55.14 psf)

Distributed by:



Our products meet the ENERGY STAR™ program guidelines to help protect the environment through superior energy efficiency.



CONTACT

Edmonton Tel.: 587 402 1151

Calgary Tel.: 403 800 1143

Toll-Free 1 855 269 9454

Edmonton

8716 51 Ave NW,
Edmonton, AB
T6E 5E8

Hours

Monday - Friday 9:00 AM - 6:00 PM

Saturday 10:00 AM - 2:00 PM

Sunday Closed

Calgary

5622 Burleigh Crescent SE,
Calgary, AB
T2H 1Z8